



THE UNIVERSITY
OF QUEENSLAND
AUSTRALIA

CREATE CHANGE

Semester 1 2025 Orientation

Welcome to the Bachelor of Journalism

With Anne Kruger and Richard Murray

10am, 17 February, 2024

Acknowledgment of Country

The University of Queensland (UQ) acknowledges the Traditional Owners and their custodianship of the lands on which we meet.

We pay our respects to their Ancestors and their descendants, who continue cultural and spiritual connections to Country.

We recognise their valuable contributions to Australian and global society.





What's happening today?

1. Welcome
2. Understanding your program structure
3. Preparing for your courses
4. Settling into university life



THE UNIVERSITY
OF QUEENSLAND
AUSTRALIA

CREATE CHANGE

1. Welcome

Welcome to the BJ Program

Welcome everyone! Welcome to UQ, Welcome to the Bachelor of Journalism, and Welcome to the School of Communication and Arts.

This is Dr Anne Kruger, a Lecturer of Digital Journalism. She is also the Convenor of the Bachelor of Journalism Program.

She is an experienced lecturer and journalist.

I'm Dr Richard Murray. I am a Senior Lecturer in Digital Journalism, and I am the Director for Indigenous Engagement in SCA.



THE UNIVERSITY
OF QUEENSLAND
AUSTRALIA

CREATE CHANGE

2. Understanding your program structure

Getting started with the BJ

- **The Bachelor of Journalism at UQ teaches you how to tell important and impactful stories.**
- **Discover where it could take you.**
- **my.UQ is the go-to website.**

my.UQ website

- **This is a good place to start and hopefully you've already stumbled on it by now.**
- **my.UQ web page walks you through all you need to know.**
- **The link is: <https://my.uq.edu.au/starting-at-uq>**
- **my.UQ will guide you through everything.**

BJ Program overview and requirements

BJ Program rules

- 3-year full-time program (or part-time equivalent)
- 48 units required to complete the program

The 48 units comprise:

- 24 units for all BJ Core Courses, and
- 8 units from BJ Flexible Core Courses, and
- 16 units from BJ Minors and/or General Elective Courses

NOTE: Selected courses must include at most 24 units at Level 1.

How you will learn

Lectures

Overseas Study

Tutorials

Fieldwork

Work Placements

Workshops

Your lecturers & tutors

- **You can call us by our first name.**
- **Contact us if you are having difficulty with course content or an assessment item.**
- **Many of us have set consultation times but you can also email us.**
- **We are super busy (other courses, admin responsibilities, and research projects), so, be patient if it takes a day or two to receive a reply to your email.**



THE UNIVERSITY
OF QUEENSLAND
AUSTRALIA

CREATE CHANGE

3. Preparing for your courses

Planning your BJ program

➤ In Semester 1, 2024, you should enrol in the following courses:

- ❑ COMU1120 (Connectivity and Culture) – Semesters 1 & 2
- ❑ COMU1140 (Multimedia) – Semesters 1 & 2
- ❑ JOUR1112 (Journalistic Investigation) -- Semester 1 only

*** Include -- COMU1050 (Understanding the News) -- from BJ Flexible Core Courses, in Semester 1, 2022, if it doesn't clash with your electives.

Planning your BJ program

- **Stick to Level 1 courses in your first year (e.g., JOUR1710, COMU1120, etc.).**
- **In Semester 2, 2024 (make sure to enrol in:**
 - ❑ **JOUR1710 - Journalistic Investigations – Semester 2 only**
 - ❑ **COMU1140 - Multimedia – Semester 1 & 2**
 - ❑ **COMU1120 - Media and Society – Semester 1 & 2**
 - ❑ **COMU1130 - Data and Society – Semester 2 only**

Level 1 courses in BJ Core Course List

- **Plan to complete all Level 1 courses in the BJ Core Courses in your First Year. The Level 1 courses are:**
 - JOUR1112 (Journalistic Narratives) – Semester 1 only**
 - COMU1120 (Media and Society) – Semesters 1 & 2**
 - COMU1140 (Multimedia) -- Semesters 1 & 2**
 - COMU1130 (Connectivity and Culture) – Semester 2 only**
 - JOUR1710 (Journalistic Investigation) -- Semester 2 only**

Bachelor of Journalism (BJ)

Information valid for students commencing 2020

Show information for: 2020 [change](#)

Australian **International**

Duration

3 Years full-time (or part-time equivalent)

Commencing 2020

Semester 1 (24 Feb, 2020)
Semester 2 (27 Jul, 2020)

Program level	Units	Program code
Undergraduate	48	2040

Faculty

[Humanities and Social Sciences](#)

Location Delivery mode

St Lucia Internal

Course list

View the [Course list](#) for courses that can be studied as part of the Bachelor of Journalism.

Entry requirements

Visit the [Future Students website](#) for admissions information

AQF level

AQF level 7

Fees for Australian students

When you enrol each semester, [mySI-net](#) will calculate your fees. An invoice with the fees for the current semester will generally be available for viewing on mySI-net overnight.

If the invoice for a given semester or teaching period is not yet available, you can use the [Fees Schedules](#) to estimate your fees. Please see the [course list](#) if you are unsure which courses you can do in your program.

Fees for all students are reviewed annually in accordance with the University's [Student Fees Policy](#), and may increase from 1 January each

Why study the Bachelor of Journalism?

Journalism is an exciting occupation that allows you to meet different kinds of people and to travel. The basis of journalism is information - discovering, assembling, analysing and presenting information. Journalists require highly developed skills in language, understanding of the media, an interest in current affairs and a broad general knowledge.

UQ has offered a highly respected Journalism program since 1921, making it the longest established and most extensive program in Australia. Our outlook is progressive and courses keep pace with the latest developments in, and thinking about, journalism. Distinguished journalists participate in activities associated with the program.

More types of journalism are practised today than ever before as the number of media outlets proliferates. To stand out from the crowd, successful journalists enhance their all-round competence with personal enterprise, innovation, imagination and creativity.

What you can study

The UQ program encourages you to develop your own vision of journalism by drawing on our vast collective experience of journalism practice and our research into journalism and communication.

Courses

See the [course list](#) for courses that can be studied as part of the Bachelor of Journalism.

Click on the course code to view the [Course Profile](#), for further information including advice of courses with shared teaching activities.

Dual degree programs for the Bachelor of Journalism

- [Bachelors of Science/Journalism](#)
- [Bachelors of Communication/Journalism](#)
- [Bachelors of Journalism/Arts](#)
- [Bachelors of Business Management/Journalism](#)
- [Bachelors of Journalism/Laws \(Honours\)](#)

Honours

Honours is available as an additional year of study.

Study options

Dual Degree

- Dual degree in Journalism requires you to select courses from BJ Core Courses and the BJ Flexible Core Courses only.
- You need 64 units to complete your dual degree program.
- You need to complete 32 units in Journalism and 32 units in another degree program (e.g., Arts or Communication).

The BJ component courses should be selected as follows:

- 24 units from the BJ Core Courses.
- 8 units from the BJ Flexible Core Courses.
- Follow your Dual Degree Planner.

Dual Degree

- **Dual degree programs for the Bachelor of Journalism are:**
 - Bachelors of Journalism / Arts**
 - Bachelors of Business Management / Journalism**
 - Bachelors of Communication / Journalism**
 - Bachelors of Science / Journalism**
 - Bachelors of Journalism / Laws (Honours)**

MaPS

Media and Production Support





WORKSHOPS

TWO HOUR INTENSIVES

GEAR

FREE LOANS AND FACILITIES

SUPPORT

WHEN YOU NEED IT

VIDEO PRODUCTION

You'll learn the basics of shot design, framing, camera handling & audio capture

VIDEO EDITING

The basics skills needed to get around Adobe Premiere Pro

AUDIO PRODUCTION AND EDITING

Audio recording techniques with hand held audio recorders and audio editing in Adobe Audition

WEBSITE DESIGN

How to create an online portfolio using WordPress

PHOTOGRAPHY

Take your understanding of your camera to the next level. It's time to discover Manual Mode!

PHOTOSHOP

Learn basic image editing fundamentals using Adobe Photoshop!

PRINT DESIGN AND LAYOUT

Learn basic image editing fundamentals using Adobe Photoshop!

WORKSHOPS

SIGN UP!
jactech.com.au

Quick streams ▶ Play all



Audio noise removal - MaPS
QUICK STREAM

watchmaps
124 views • 2 years ago



Cut and fix audio - MaPS
QUICK STREAM

watchmaps
57 views • 2 years ago



Record in the podcasting
booth - MaPS QUICK...

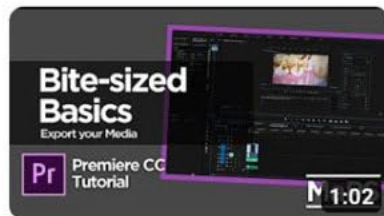
watchmaps
26 views • 2 years ago



Spe...

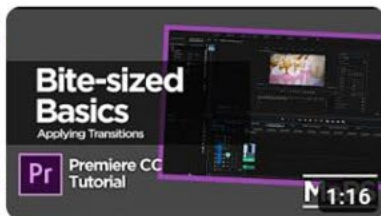
watchma
20 views •

Adobe Premiere Pro, Bite-sized Basics ▶ Play all



Adobe Premiere Pro, Bite-
sized Basics: Export your...

watchmaps
180 views • 2 years ago



Adobe Premiere Pro, Bite-
sized Basics: Applying...

watchmaps
83 views • 2 years ago



Adobe Premiere Pro, Bite-
sized Basics: Quick Titles

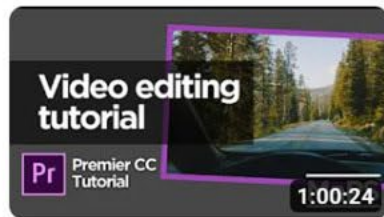
watchmaps
67 views • 2 years ago



Adobe Premiere Pro, Bite-
sized Basics: Quick

watchmaps
30 views • 2 ye

Adobe Premiere Pro Video Tutorials ▶ Play all



Create a trailer in Adobe



Change the length of a



Cut and rearrange your

ONLINE TUTORIALS



@watchmaps

JACTECH

Journalism and Communication Technology



PRODUCTION GEAR



FREE TO YOU



BOOK ONLINE

jactech.com.au

GEAR



CAMERAS



AUDIO RECORDERS



ACCESSORIES

FACILITIES

Level 2, Joyce Ackroyd Building (39)

DIGITAL LEARNING STUDIO

AUDIO RECORDING BOOTHS





ADOBE CREATIVE CLOUD ACCESS

MAPS IS HERE TO HELP

Learning digital skills can be a learning curve! We're here to support you on the ride.

Email: maps@uq.edu.au

Office: Rm 210, Joyce Ackroyd (39)

SUPPORT





Work Experience

- ❑ All UQ Students can access up to 30 days of Work Experience (not for course credit) Insurance per calendar year.
- ❑ Travel and Placement Insurance is also available for placement activities that are course requirements.
- ❑ School approval is essential prior to undertaking any Placement activity in order to access Insurance.
- ❑ Your program includes internship & field trip courses for credit towards your degree.



Placement & Work Experience Insurance

For further information, please
contact:

Sven Fea

SCA Placements Officer

**Level 6, Michie Building (i.e.,
Building 9)**

Email:

student.commarts@uq.edu.au

Phone: **07 3346 8286**



Career opportunities

Career opportunities are found within:

- Metropolitan, national and regional newspapers
- Commercial radio and television stations
- Web and multimedia publications
- Specialty interest magazines and allied fields of publishing
- Marketing, communication and public relations
- National and overseas news organisations
- Self-employment as freelance journalists and photojournalists
- United Nations agencies such as the UN, UNESCO, WHO, UNDP, UNICEF, etc.

JACCS

UQ Journalism & Communication Society





Treasurer
Kate Parsons



President
Jireh Gil Jalipa



Secretary
Amber Broomhall



VP Professional Dev.
Unity Jackson-Muir



Vice-President
Bimini Plessner



VP Social
Molly Slattery



PD Officer
Jiselle Manning



VP Marketing
Lia Russell



Social Officer
Isaac Irons



Marketing Officer
Zahra Elkhaira



Social Officer
Stephanie Felesina

WHAT IS JACS?

- ❑ **The UQ Journalism and Communication Society, also known as JACS, is a student-run society.**
- ❑ **It was founded in 2006 to meet the professional, academic, and social needs of the Communication and Arts student body.**

WHAT DOES JACS DO?

- **It offers support for students.**
- **It organises student events (social and professional development).**

WHY JOIN JACS?

- **Exclusive and discounted access to events.**
- **Great way to make friends.**
- **Keep up-to-date with all things Communication & Arts.**
- **PRESS PASS.**
- **Exclusive deals and discounts to great venues around Brisbane.**

HOW DO I GET INVOLVED?

- Become a member. Head to the website at uqjacs.com for more information.**
- Come along to our events.**
- Keep an eye on the Facebook page to stay up-to-date with all the events, internship, and networking opportunities.**

JACCS

UQ Journalism & Communication Society





THE UNIVERSITY
OF QUEENSLAND
AUSTRALIA

CREATE CHANGE

Important terms explained

Important terms



Your University
Central
Faculty
School



Your Degree
Program
Plan

- Minor
- Major
- Extended major



Your Courses
Course

- Compulsory
- Elective

Unit
ECP
Blackboard

Terms explained

CENTRAL -- Refers to central services that are offered to all UQ students (e.g. Student Services).

FACULTY -- Depending on what you are studying, you may study under one or more faculties – most often you'll study within HASS Faculty.

HASS -- Stands for Humanities and Social Sciences (Faculty).

SCHOOL -- Depending on the major you take, you'll also interact with different schools (i.e., the home of your courses). There are 7 Schools in HASS Faculty.

Terms explained

PROGRAM – We call the overall degree you're studying a program (e.g., BJ).

STUDY PLAN -- Depending on the program, you can choose from three different study plans:

MINOR – A Minor is quite short and gives you a taster of a study area. A minor is made up of 8 units. Double Minor is 16 units.

MAJOR – A Major gives you good depth in a study area.

EXTENDED MAJOR – This is designed to help you do a deep dive into a study area.

Terms explained

COURSES -- You'll enrol in courses in order to start studying at UQ.

Generally, a course is made up of 2 units (i.e., the value of one course) but this sometimes varies.

There are 2 types of courses, namely:

COMPULSORY COURSE -- This means you have to do that course.

ELECTIVE COURSE – This means you can choose from a range of different courses.

Terms explained

ELECTRONIC COURSE PROFILE (ECP) -- Gives you all the information about the specific courses in which you enrol (including readings, learning activities, and assessment).

BLACKBOARD – This is UQ’s learning management system where you’ll be able to access regular course information and updates.



THE UNIVERSITY
OF QUEENSLAND
AUSTRALIA

CREATE CHANGE

School Contact

If you need help with anything, contact our School at:

❑ **EMAIL**: communication-arts@uq.edu.au

Timetable questions: timetabling.commarts@enquire.uq.edu.au

❑ **PHONE**: (07) 3365 2552

❑ **WEB**: <https://communication-arts.uq.edu.au>

We'll answer your question or find someone who can.



THE UNIVERSITY
OF QUEENSLAND
AUSTRALIA

CREATE CHANGE

HASS FACULTY

HASS helps with:

- **Course and program advice**
- **Credit for previous study**
- **Academic progress**
- **Graduation checks**
- **Approval for overseas study**

CONTACT: support.my.uq.edu.au/app/ask

PHONE: 07-3365 1333

Get support

HASS Student Administration Team

- Degree questions
- Credit requests
- Academic progress
- Overseas study approval

Contact

hass.uq.edu.au/contact

School Student Administration Team

- Course questions
- Timetables
- Assessment

Contact

hass.uq.edu.au/your-academic-resources

HASS Student Futures Team

- Extra-curricular opportunities
- Career mentoring and seminars
- Leadership development

Contact

hass.uq.edu.au/enrich-your-study-experience

UQ Student Services

- Learning assistance
- Disability support
- Counselling
- International student services
- Accommodation
- Multi-faith chaplaincy

Contact

my.uq.edu.au/student-support



THE UNIVERSITY
OF QUEENSLAND
AUSTRALIA

CREATE CHANGE

Important dates

Important dates

Monday 17 February - Friday 21 February

Orientation Week for Semester 1, 2025

Monday 24 February

First day of classes for Semester 1, 2025

Friday 7 March

Last day to add a course for Semester 1, 2025

Monday 31 March

Census Date

Last date to **drop** Semester 1, 2025 courses or cancel enrolment without **financial** liability

Wednesday 30 April

Last date to **drop** a course for Semester 1, 2025 or cancel enrolment without **academic** liability

Course enrolment & tutorial sign-on

- Log into [Starting at UQ](#). Go to mySI-net to enrol in courses.
- Once you are enrolled in a course, you should be able to see if tutorial sign-on is required. If not, this will be covered in your first lecture.
- If you have a problem with sign-on, email your school admin team.

Textbooks

Wait until Week 1 to work out what textbooks you should get

- **Buy:** [The School Locker](#) or [Second-hand Texts & Stationary](#)
- **Print:** [UQ Print](#)
- **Borrow:** [UQ Library](#)

Stay Connected



UQ Humanities, Arts & Social Sciences



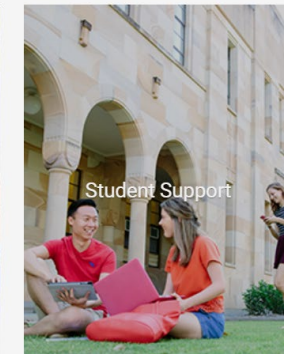


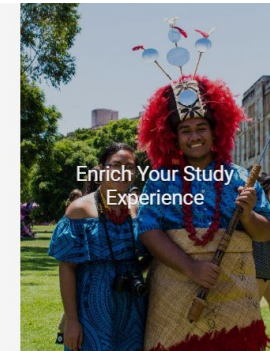

UQ Humanities, Arts & Social Sciences



@uqhasslife

The home of HASS online

linktr.ee/uqhasslife





Quick Survey

We really value your feedback as it allows us to improve for the future.
Please complete this 2 minute survey.

