



THE UNIVERSITY
OF QUEENSLAND
AUSTRALIA

CREATE CHANGE

Semester 1 2024 Orientation

Welcome to the Master of Teaching (Primary)

With

Dr Emily Ross, Director of Primary Preservice Programs

Wednesday, 14th February 2024 1-2pm

Acknowledgment of Country

The University of Queensland (UQ) acknowledges the Traditional Owners and their custodianship of the lands on which we meet.

We pay our respects to their Ancestors and their descendants, who continue cultural and spiritual connections to Country.

We recognise their valuable contributions to Australian and global society.



What's happening today?

1. Welcome
2. Understanding your program structure
3. Preparing for your courses
4. Settling into university life




THE UNIVERSITY
OF QUEENSLAND
AUSTRALIA

CREATE CHANGE

1. Welcome

With

Professor Robin Shields, Head of School of Education





What are qualities of a teacher and the teaching profession?



How I Describe Teaching...

- Knowledge
- Opportunity
- Rewards

UQ School of Education





THE UNIVERSITY
OF QUEENSLAND
AUSTRALIA

CREATE CHANGE

Getting to know your School

School Staff

Head of School

Professor Robin Shields

Deputy Head of School

Associate Professor Jodie Miller

Director of Teaching and Learning

Associate Professor Carmen Mills

Director of Primary Preservice Programs

Dr Emily Ross

Course Coordinators

Various

Director of Professional Experience

Brianna Bright

Professional Staff Team

Jeanette Bray

General Enquiries

education@uq.edu.au

07 3365 6550

First Semester Course Coordinators



Dr Damon Thomas

EDUC7550


Teaching English 1



A/Prof Jodie Miller

EDUC7565

Introduction to
Teaching Mathematics



Mr Clayton Barry

EDUC7580

Teaching Humanities
and Social Sciences
Curriculum



A/Prof Jason Lodge

EDUC7603

Contemporary Theories
of Development and
Learning

School Staff

Head of School

Professor Robin Shields

Deputy Head of School

Associate Professor Jodie Miller

Director of Teaching and Learning

Associate Professor Carmen Mills

Director of Primary Preservice Programs

Dr Emily Ross

Course Coordinators

Various

Director of Professional Experience

Brianna Bright

Professional Staff Team

Jeanette Bray

General Enquiries

education@uq.edu.au

07 3365 6550

Course & Program Related Terminology

HASS	=	Humanities, Arts and Social Sciences (our Faculty)	
Faculty	=	Home of related Schools	eg: Humanities, Arts and Social Sciences
School	=	Home of related study areas	eg: School of Education
Program	=	Degree or study area	eg: Master of Teaching (Primary)
Course	=	Subject/Class	eg: EDUC7565
Unit (#)	=	Value of the course	eg: 2 (almost always 2)
Semester	=	Duration of courses	eg: approximately 13 weeks

Important terms



Your University
Central
Faculty
School



Your Degree
Program
Plan

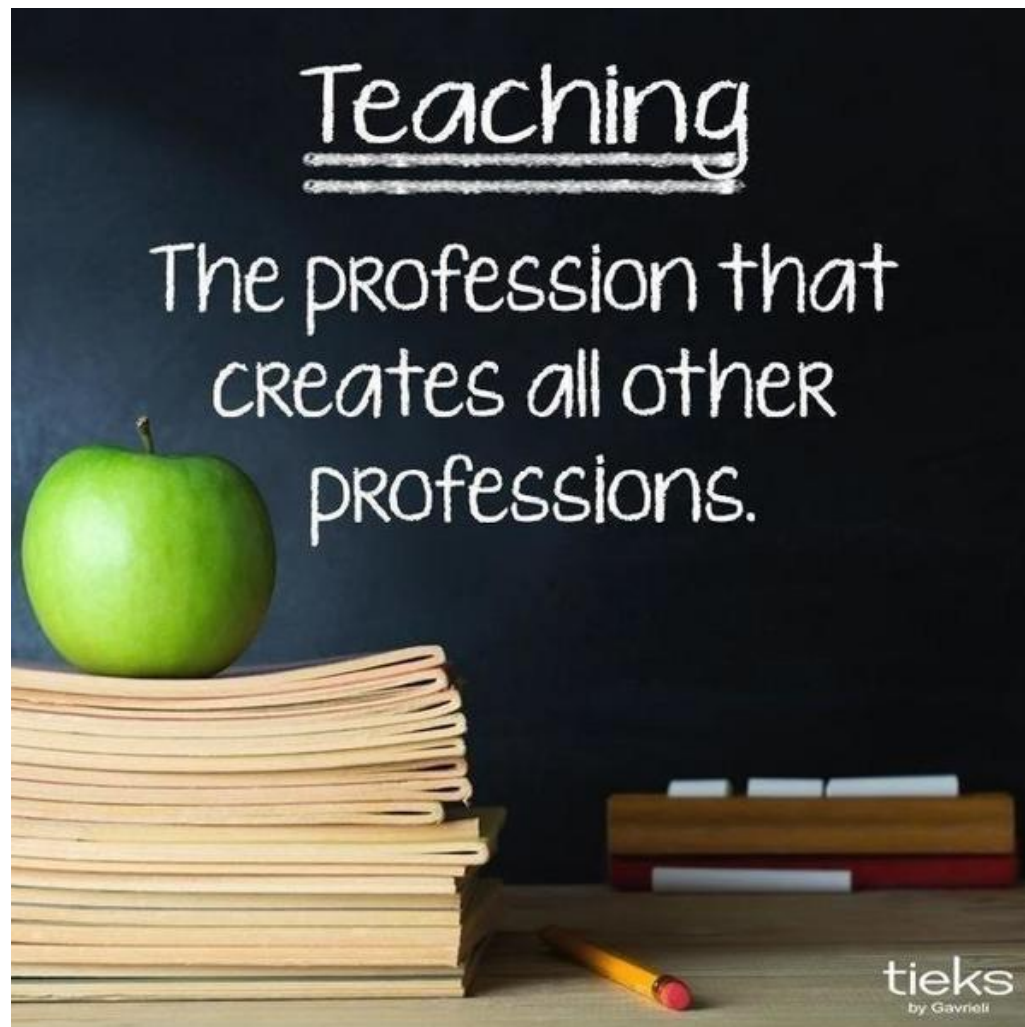
- Minor
- Major
- Extended major



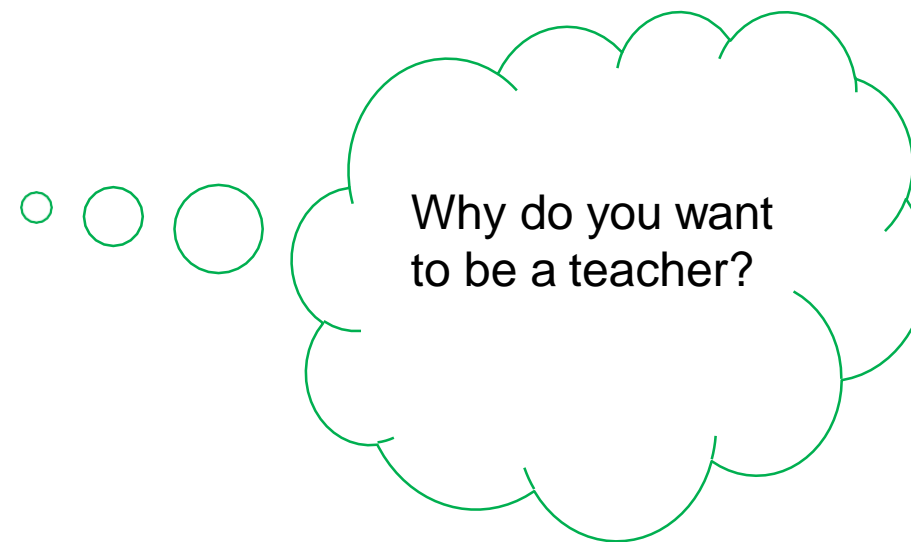
Your Courses
Course

- Compulsory
- Elective

Unit
ECP
Blackboard



Welcome to the profession



Welcome to the profession!


As a preservice teacher, you have now joined the teaching profession!

Act like a professional teacher throughout your program.

Teachers are important and influential role models for young people.

Teaching is a highly human-centric profession based on professional relationships with young people. While the work is demanding, it's highly rewarding.

Walk your own path and don't be afraid to step out of your comfort zone!



UQ - Master of Teaching (Primary)

- Designed for students with a Bachelors degree - Builds on your undergraduate qualifications to prepare you for a career as a primary school teacher
- 2-year (or four semesters) program
- Carefully-structured professional experience placements





THE UNIVERSITY
OF QUEENSLAND
AUSTRALIA

CREATE CHANGE

2. Understanding your program structure

Program Enrolment Pattern

- Your program is not a collection of random courses haphazardly thrown together!
Follow the program structure!!!
- Your entire program is mapped against the Australian Professional Standards for Teachers (APST) graduate standards.
- The APST comprises 37 individual standards contained within 7 overarching standards.
- Each standard is explicitly addressed at least twice in coursework throughout your program of study.

Program Structure

	Professional experience courses
	Curriculum and Pedagogical courses
	General Education courses

Complete 32 units comprising:

- 32 units for MTeach(Primary) Core Courses

https://my.uq.edu.au/programs-courses/program_list.html?acad_prog=5556

	Semester 1				Semester 2					
Year 1	EDUC7550 Teaching English 1 <i>5 day (one week) block of professional experience</i> 2 units	EDUC7565 Introduction to teaching Mathematics 2 units	EDUC7580 Teaching Humanities and Social Sciences Curriculum 2 units	EDUC7603 Contemporary theories of development and learning 2 units	EDUC7530 Primary Professional Experience 1 <i>10 day (two week) block of professional experience</i> 1 unit	EDUC7620 Teaching Early Reading 2 units	EDUC7575 Teaching Science 2 units	EDUC7510 Indigenous knowledge and education 2 units	EDUC7516 Building inclusive primary classrooms 2 units	
	Year 2	EDUC7520 Teachers as researchers 2 units	EDUC7555 Teaching English 2 2 units	EDUC7570 Teaching Mathematics 1 2 units	EDUC7535 Primary Professional Experience 2 <i>30 day (six week) block of professional experience</i> 1 unit	EDUC7540 Primary Professional Experience 3 <i>30 day (six week) block of professional experience</i> * Includes GTPA and QPERF 2 units	EDUC7585 Teaching the Arts 2 units	EDUC7590 Teaching Technologies in the 21 st Century 2 units	EDUC7595 Teaching Health and Physical Education in Primary Schools 2 units	

Key important features – Specialisations (study areas)

The University of Queensland's School of Education offers the following specialisations (study areas) in the undergraduate primary program:

1. Mathematics/Numeracy
2. English/Literacy



- Every student must have an area of specialisation
- Your specialisation will be completed through assessment tasks in specific courses. Your course coordinator will tell you when a task needs to be completed in your chosen specialisation

How do I complete my specialisation?

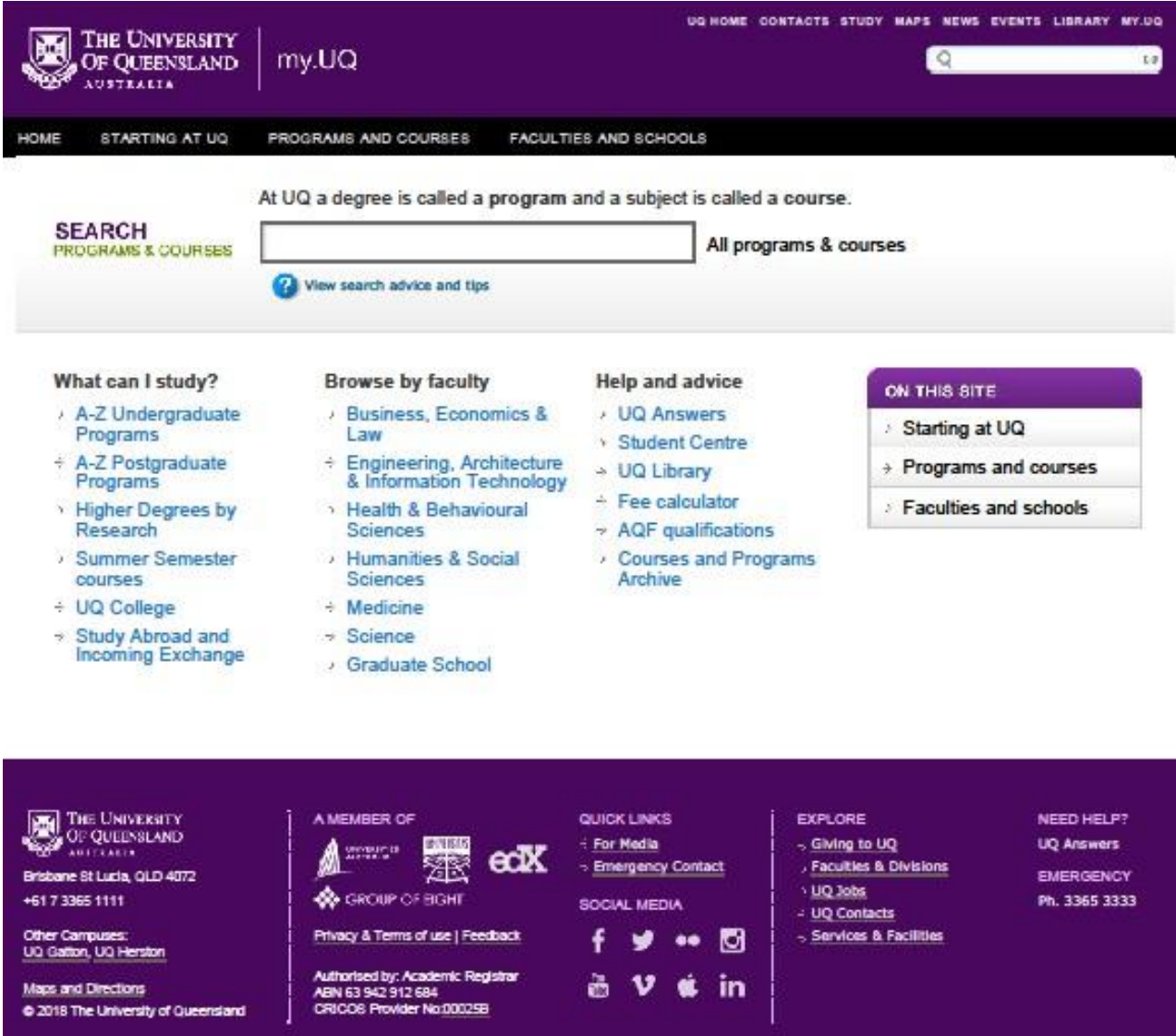
- Three aspects taught and assessed through specific courses in your program (determined by your specialisation) to ascertain
 - Expert Content Knowledge
 - Pedagogical content knowledge
 - Highly effective classroom teaching
- We need to know your specialisation so that we can ensure you get the opportunity to practice and be assessed teaching your specialisation while on placement.
- You record your specialisation via InPlace.

For more information, <https://education.uq.edu.au/current-students/student-resources>

Program rules & Structure

Always refer to the *Programs and Courses* website for your official program rules and structure:

<https://my.uq.edu.au/programs-courses/>



The screenshot shows the my.UQ website interface. At the top, there is a navigation bar with the University of Queensland logo and the text 'my.UQ'. Below this is a search bar with the text 'At UQ a degree is called a program and a subject is called a course.' and a search button. The main content area is divided into three columns: 'What can I study?' with links to A-Z Undergraduate Programs, A-Z Postgraduate Programs, Higher Degrees by Research, Summer Semester courses, UQ College, and Study Abroad and Incoming Exchange; 'Browse by faculty' with links to Business, Economics & Law; Engineering, Architecture & Information Technology; Health & Behavioural Sciences; Humanities & Social Sciences; Medicine; Science; and Graduate School; and 'Help and advice' with links to UQ Answers, Student Centre, UQ Library, Fee calculator, AQF qualifications, and Courses and Programs Archive. On the right side, there is a 'ON THIS SITE' section with links to Starting at UQ, Programs and courses, and Faculties and schools. The footer contains contact information, a 'A MEMBER OF' section with logos for Group of Eight and edX, 'QUICK LINKS' for For Media and Emergency Contact, 'SOCIAL MEDIA' icons for Facebook, Twitter, YouTube, and LinkedIn, 'EXPLORE' links for Giving to UQ, Faculties & Divisions, UQ Jobs, UQ Contacts, and Services & Facilities, and 'NEED HELP?' links for UQ Answers and EMERGENCY contact.



Professional Experience

PEX/Placement

With Brianna Bright, Director of Professional Experience

2024 Professional Experience Calendar

Available on the School of Education website.

A great resource that will help you plan each year!

Link to calendar:

<https://education.uq.edu.au/files/19613/2024%20Teacher%20Preparation%20Calendar.pdf>

2024 Professional Experience Calendar
University of Queensland - School of Education



University Dates			BEd Secondary Dual Degree*				MTeach Secondary		BEd Primary				MTeach Primary		QLD Schools
Week No.	UQ Week	Week Begins	Year 1	Year 2	Year 3	Year 4	Year 1	Year 2	Year 1	Year 2	Year 3	Year 4	Year 1	Year 2	
4 ^A		22-Jan													Term 1
5		29-Jan													Week 2
6		5-Feb													Week 3
7	0	12-Feb	Orientation			Professional Foundations	Orientation	Professional Foundations	Orientation			Professional Foundations	Orientation	Professional Foundations	Week 4
8	1	19-Feb													Week 5
9	2	26-Feb													Week 6
10	3	4-Mar													Week 7
11	4	11-Mar													Week 8
12	5	18-Mar													Week 9
13 ^A	6 ^A	25-Mar													Week 10
14 ^A		1-Apr	UQ Mid Semester Break												QLD School Holidays
15	7	8-Apr													Term 2
16	8	15-Apr													Week 2
17 ^A	9 ^A	22-Apr	EDUC2601 Friday each week	EDUC3602 Friday each week	EDUC4615 6 week block placement		EDUC7615 6 week block placement	EDUC1740 Friday each week					EDUC7535 6 week block placement		Week 3
18	10	29-Apr													Week 4
19 ^A	11 ^A	6-May													Week 5
20	12	13-May													Week 6
21	13	20-May													Week 7
22		27-May	Revision Week		Final Week of Classes	EDUC7601 1 week observation	Final Week of Classes	Revision Week				EDUC7550 1 week observation	Final Week of Classes	Week 7	
23		3-Jun	Examinations												Week 8
24		10-Jun													Week 9
25		17-Jun													Week 10
26		24-Jun													QLD School Holidays
27		1-Jul													Week 1
28		8-Jul													Term 3

Key important features – Professional Experience

Year 1 Semester 1 – Introduction to Primary Professional Experience (10 days)

Year 2 Semester 2 – Primary Professional Experience 1 (15 days)

Year 3 Semester 2 – Primary Professional Experience 2 (20 days)

Year 4 Semester 2 – Primary Professional Experience 3 (35 days)

Key important features – Blue Cards

- All students must have a valid Blue Card.
- Applications, renewals and cards from other organisations must be registered/applied for via the blue card online application portal: see instructions on the School of Education page <https://education.uq.edu.au/our-students/blue-card-information>
- Blue Card is valid for three years - Student's responsibility to check the renewal date
- Must carry the card on you at all times when on placements or visiting schools
- Failure to have a valid Blue Card can result in large fines for the University, the School and the student
- No Blue Card = No prac!



Key important features – Professional Experience

Registering for PEx – <https://my.uq.edu.au/information-and-services/manage-my-program/placements> or find it on your my.UQ dashboard.

Your placement is based on the following data:

- Your current suburb and street address recorded on your InPlace Registration page, which may differ from your SINET TERM address
- Your mode of transport – ticking public transport does not necessarily mean a closer school. You may be required to travel 90 minutes by public transport
- Your interest in attending faith-based schools (Catholic Education, Lutheran, etc)
- Conflict of Interest
- Once verified, your details cannot be changed without an email to education@uq.edu.au

Please update your InPlace registration page with the above information ASAP. For more information, visit:

<https://education.uq.edu.au/professional-experience-pex>

> Information for Students > InPlace Student Registration Details

Key important features – Professional Experience

Rural and remote placements are encouraged where possible

- Information on Regional, Rural & Remote placements is also available on our website:
<https://education.uq.edu.au/professional-experience-pex>
> Information for Students > Regional, Rural & Remote PEx Placements (RRR).
- Financial assistance for State School placements can be applied for through a *Regional Professional Experience Grant* and *Beyond The Range Professional Experience Grant* via Teach Queensland:
<https://teach.qld.gov.au/scholarships-and-grants/beyond-the-range-professional-experience-grant>

Organisation of Professional Experience

- The School of Education Placement Officers organise **ALL** professional experience placements.
- We do not collect individual preferences. Exceptional circumstances will be considered on a case-by-case basis.
- The University is governed by an Industrial Agreement where students are NOT to organise their own placements.
- Each student must read and agree to abide by the Professional Experience Policies and Procedures document prior to every professional experience.

Key important features – GTPA

Final Professional Experience Course (Year 4 Sem 2)

Demonstration of your capability to engage with the full cycle of teaching:
Planning, teaching, assessing, reflecting, appraising

You must pass the GTPA to graduate





THE UNIVERSITY
OF QUEENSLAND
AUSTRALIA

CREATE CHANGE

3. Preparing for your courses

Key important features – LANTITE

Facilitated by ACER - Initial teacher education students' personal literacy and numeracy skills to ensure teachers are well equipped to meet the demands of teaching

All preservice teachers must meet the benchmark of both LANTITE tests to be eligible to graduate. See link below for 2024 test dates. Make sure you register by 3 April 2024:

<https://teacheredtest.acer.edu.au/register/test-dates>

Test dates

Registration and test window dates for 2024 are provided below.

Test Window	Registration opens ^	Registration closes ^	Test window dates *
2024 Window 1	9 January 2024	22 January 2024	12 February 2024 - 25 February 2024
2024 Window 2	3 April 2024	16 April 2024	6 May 2024 - 19 May 2024



YOU MUST TAKE THE LANTITE TEST IN YOUR FIRST YEAR

LANTITE 2024

The first three windows of 2024 (up to August 2024) are part of an important LANTITE trial.

For the duration of the trial (four test windows), enrolled ITE students in all states or territories will be able to have uncapped attempts. This means that candidates who attempt the test during the trial will not have their failed attempts recorded as attempts when the trial ends. If you meet the test standard during the trial, it will count for the purpose of meeting the standard.

If you attempt the test during the trial, you will also receive improved feedback in the form of a Described Proficiency Scale that describes skills tested and outlines skills required to achieve better results and progress from one band to the other.

To take advantage of uncapped test attempts during the trial, simply register for the test window you wish to sit.

Reminder: Academic Integrity Modules (AIM)

Please complete the Academic Integrity Modules.

Part A by Census date (31 March, 2024) and Part B by the end of Week 13. Student results will not be released until the modules have been completed.

<https://web.library.uq.edu.au/library-services/it/learnuq-blackboard-help/academic-integrity-modules>

Important dates

January 29 – 9am

My Timetable preferencing closes Semester 1 2024

February 12 - 16

Orientation Week Semester 1 2024

February 19

Classes commence Semester 1 2024

March 1

Last day to add a course or alter enrolment for Semester 1 2024

March 31

“The Census Date”

Last date to **drop** Semester 1 2024 courses or cancel enrolment without
financial liability

April 30

Last date to **drop** Semester 1 2024 courses or cancel enrolment without
academic penalty

A woman with long dark hair, wearing a grey cardigan and blue jeans, is sitting on the grass under a large tree. She is using a laptop. A light blue bag is on the grass next to her. The background is a blurred green lawn and a building.

UQ Program Planner

The Program Planner is a tool that allows you to plan courses for your program and ensure that the plan meets the program's completion rules and chosen structure.



THE UNIVERSITY
OF QUEENSLAND
AUSTRALIA

CREATE CHANGE

4. Settling into university life

Course enrolment & tutorial sign-on

- Log into [Starting at UQ](#). Go to mySI-net to enrol in courses.

Textbooks

Wait until Week 1 to work out what textbooks you should get

- **Buy:** [The School Locker](#) or [Second-hand Texts & Stationary](#)
- **Print:** [UQ Print](#)
- **Borrow:** [UQ Library](#)

UQ Portals

MyUQ – Access to everything:

- student email account – check regularly!
- mySi-net: enrolment, dropping courses, fee information, semester grades, GPA etc.
- Allocate+ : class sign-on, timetable
- Blackboard (e-learning): School of Education community noticeboard, important course announcements, individual assessment grades etc.
 - Turnitin: assessment submission (unless otherwise specified, e.g. prac reports through blackboard)
- Electronic Course Profiles (ECPs): Courses and Programs website, provides course outline, learning resources, assessment information, course coordinator contact details etc.

Find study space at UQ

- [Use a 24/7 study space](#)
- [Book a study room](#)
- [Know what's available in the library](#)
- Check out Level 3 Forgan Smith Tower study space

Join a student club

- [200+ UQ Union clubs and societies](#)
- Cultural, hobby/special interest, international, performance, religious, social justice, political, faculty and much more



COME AND JOIN US AT

UQ EDUCATION SOCIETY



Get support

HASS Student Administration Team

- Degree questions
- Credit requests
- Academic progress
- Overseas study approval

Contact

hass.uq.edu.au/contact

School Student Administration Team

- Course questions
- Timetables
- Assessment

Contact

hass.uq.edu.au/your-academic-resources

HASS Student Futures Team

- Extra-curricular opportunities
- Career mentoring and seminars
- Leadership development

Contact

hass.uq.edu.au/enrich-your-study-experience

UQ Student Services

- Learning assistance
- Disability support
- Counselling
- International student services
- Accommodation
- Multi-faith chaplaincy

Contact

my.uq.edu.au/student-support

Top 5 tips from Final year students

1. Attend your lectures and tutorials.
2. Make friends.
3. Be organised and don't leave assignments to the last minute.
4. Get involved – at uni – make a positive social network.
5. Be involved with your prac – show initiative – make networks.

Stay Connected



UQ Humanities, Arts & Social Sciences



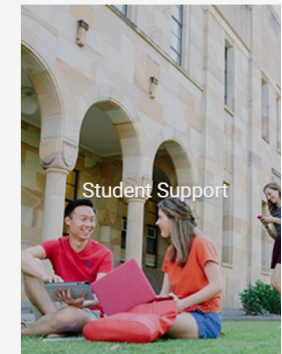

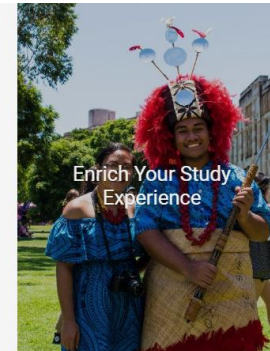
UQ Humanities, Arts & Social Sciences



@uqhasslife

The home of HASS online

linktr.ee/uqhasslife





THE UNIVERSITY
OF QUEENSLAND
AUSTRALIA

CREATE CHANGE

Questions



Quick Survey

We really value your feedback as it allows us to improve for the future. Please complete this 3 minute survey.



Good Luck and Enjoy!

